

Roadwork Signs

Visible from long distances, even at night.

Perfect for roadway construction.



NMC's Roadwork signs provide you with a temporary sign solution when completing roadway construction projects. Perfect for smaller construction situations, our Safety Cone Signs fit easily onto all standard cones with our ABC's Traffic Cone Adapter, allowing traffic cones to perform double duty.

Our large Reflective Roll Up Signs are perfect for larger construction projects or those on a busy road. These 48" x 48" signs are made from 3MTM ScotchliteTM Reflective Material, making them highly visible from long distances, even at night.

Related Products

- Safe-T-Vests
- Safe-T-Paddles
- Slow Moving Vehicle Emblem
- Truck Banners
- Rubber Wheel Chocks

For price and availability please contact your NMC Sales Representative.

Specifications

Safety Cone Signs

- 10 1/2" x 12 3/4" plastic
- Cut grooves for easy installation

Reflective Roll Up Signs

- 48" x 48" 3MTM ScotchliteTM Reflective Material

Roll Up Sign Stand

- Signs adjust 12" - 18" above grade
- Folded - 9"W x 9"D x 26"H

Features

- Weather resistant
- Easy to install
- Easy to store
- One sided message

**View all of our Roadwork Signs
at nationalmarker.com**

Reflective Roll Up Signs



48 x 48 RUR11



48 x 48 RUR12



48 x 48 RUR13



48 x 48 RUR14



48 x 48 RUR1



48 x 48 RUR2



48 x 48 RUR3



48 x 48 RUR4



48 x 48 RUR5



48 x 48 RUR6



48 x 48 RUR7



48 x 48 RUR8



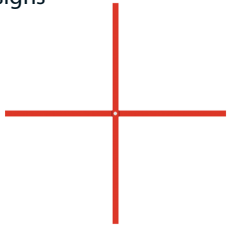
48 x 48 RUR9



48 x 48 RUR10

Roll Up Sign Ribbs

- Fiberglass ribs for 48" roll up signs



Tripod Stand

- Holds any 48" roll up, rigid or aluminum sign
- Meets ANSI NCHRP-350 low speed test (40 mph or under level 2)




Sign Stand

- Non tip springs
- Signs adjust 12" - 18" above grade
- Legs adjust and telescope
- Folded - 7.5"W x 7.5"D x 24"H
- Weight - 22 lbs

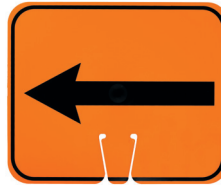


Safety Cone Signs

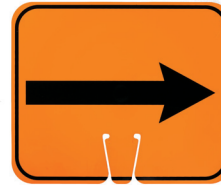
- .125 expanded PVC 10 3/8" x 12 5/8"
- Specially designed cut-grooves for easy installation
- Weather resistant
- One-side message



RP 10 3/8 x 12 5/8 CS3



RP 10 3/8 x 12 5/8 CS4



RP 10 3/8 x 12 5/8 CS5



RP 10 3/8 x 12 5/8 CS6



RP 10 3/8 x 12 5/8 CS7



RP 10 3/8 x 12 5/8 CS8



RP 10 3/8 x 12 5/8 CS9



RP 10 3/8 x 12 5/8 CS10



RP 10 3/8 x 12 5/8 CS11



RP 10 3/8 x 12 5/8 CS12

ABC's Traffic Cone Adapter

- Insert adapter on top of traffic cone to load warning signs, lights, flags and barricade tapes

