



Floor Marking Kits

Flexibility & Compliance

in one peel-n-stick sheet.



16 Styles
& NEW Door Swing
Solutions Inside



NEW!

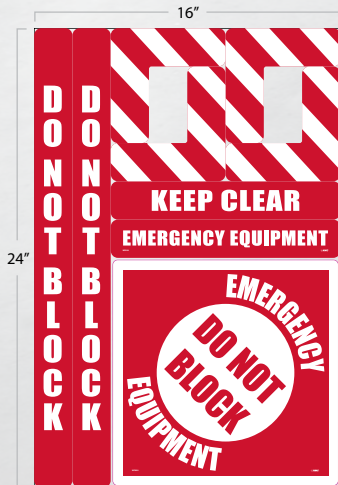
Floor Marking Kits

Flexibility and compliance in one peel-n-stick sheet.


Pre-cut floor sign kits help keep areas in front of fire extinguishers, electrical panels, emergency showers/eyewash stations, and any other equipment free and clear of obstructions.

- Includes eight piece pre-cut border and 12" x 12" diamond floor sign
- Available with non-slip textured or smooth over-laminate
- Four configuration options to meet your unique needs
- Custom messages available
- 12+ month use
- For extra adhesion to ensure edges stay down, use edge sealer (part no. WFSGUARD, sold separately).

Pre-Cut Assortment Pack



Configurable in Four Ways!





WFK07 Textured
WFKSM07 Smooth



WFK08 Textured
WFKSM08 Smooth



WFK09 Textured
WFKSM09 Smooth



WFK10 Textured
WFKSM10 Smooth



36" x 24" Configuration



WFK11 Textured
WFKSM11 Smooth



WFK12 Textured
WFKSM12 Smooth



WFK13 Textured
WFKSM13 Smooth



30" x 36" Configuration

Glow-in-the-Dark



GWFK07 Glow, Textured
GWFKSM07 Glow, Smooth




GWFK08 Glow, Textured
GWFKSM08 Glow, Smooth



GWFK09 Glow, Textured
GWFKSM09 Glow, Smooth

Floor Marking Kits



36" x 36" Configuration



WFK01 Textured
WFKSM01 Smooth



WFK02 Textured
WFKSM02 Smooth



WFK03 Textured
WFKSM03 Smooth



WFK04 Textured
WFKSM04 Smooth



WFK05 Textured
WFKSM05 Smooth



WFK06 Textured
WFKSM06 Smooth



36" x 24" Configuration



NEW! Door Swing Floor Signs

Clearly show the door swing area to safe-guard from injury.

- Adhesive sign has protective, non-slip smooth or textured surface for added durability
- Strong, adhesive back with peel-off liner
- For extra adhesion to ensure edges stay down, use edge sealer (part no. WFSGUARD, sold separately).
- Custom messages available



DESCRIPTION	SIZE
Half Circle, Textured or Smooth Surface, Non-Slip	56" x 28"
Quarter Circle, Textured or Smooth Surface, Non-Slip	28" x 28"



WFS100 Textured
WFSM100 Smooth



WFS102 Textured
WFSM102 Smooth



WFS104 Textured
WFSM104 Smooth



WFS101 Textured
WFSM101 Smooth



WFS103 Textured
WFSM103 Smooth



WFS105 Textured
WFSM105 Smooth



Glow-in-the-Dark



GWFS102 Textured
GWFSM102 Smooth



GWFS103 Textured
GWFSM103 Smooth

DESCRIPTION (GLOW STYLES)	SIZE
Half Circle, Textured or Smooth Surface, Non-Slip	56" X 28"
Quarter Circle, Textured or Smooth Surface, Non-Slip	28" X 28"